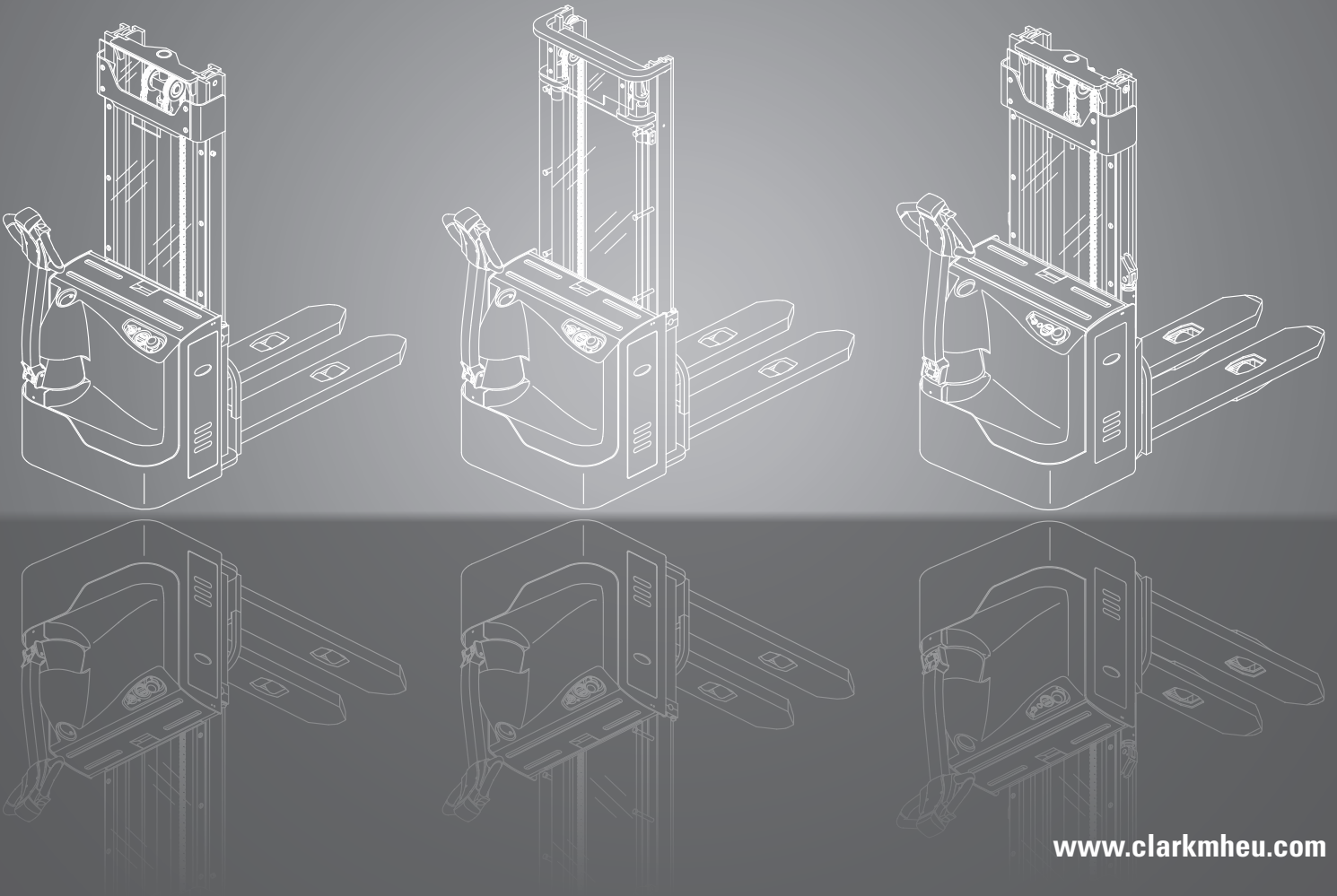


WSX12/14 WSXD20

Electric Stacker Trucks

1.200 kg 1.400 kg 2.000 kg



SPECIFICATIONS

Product Specifications acc. to VDI 2198

	1.1 Manufacturer (Abbreviation)	CLARK	CLARK	CLARK	
Specifications	1.2 Manufacturer's designation	WSX12	WSX14	WSXD20	
	1.3 Drive	24V Electric	24V Electric	24V Electric	
	1.4 Operator type	Pedestrian	Pedestrian	Pedestrian	
	1.5 Rated capacity/rated load	Q (kg)	1200	1400	2000
	1.5.1 Rated capacity/mast lift	kg	-	-	1000
	1.5.2 Rated capacity/support arm lift	kg	-	-	2000
	1.6 Load centre distance	c (mm)	600	600	600
	1.8 Load distance	x (mm)	700	693	700
	1.9 Wheelbase	y (mm)	1218	1305	1275
	Weight	2.1 Service weight incl. battery (see 6.5)	kg	1050	1050
2.2 Axle loading, laden front/rear		kg	750/1500	755/1695	775/1475*
2.3 Axle loading, unladen front/rear		kg	715/335	715/335	715/335
Tyres, Chassis	3.1 Tyres		Polyurethane	Polyurethane	Polyurethane
	3.2 Tyre size, front		Ø 230x75	Ø 230x75	Ø 230x75
	3.3 Tyre size, rear		Ø 85x70	Ø 85x70	Ø 85x70
	3.4 Additional wheels (dimensions)		Ø 130x55	Ø 130x55	Ø 130x55
	3.5 Wheels, number front/rear (x = driven wheels)		1x +1/4	1x +1/4	1x +1/4
	3.6 Tread, front	b10 (mm)	538	538	538
	3.7 Tread, rear	b11 (mm)	380	360	370
Dimensions	4.2 Height, mast lowered	h1 (mm)	1970	2030	1265
	4.3 Free lift	h2 (mm)	100	100	100
	4.4 Lift *1	h3 (mm)	2915	2910	2915
	4.4 Lift height	h3 + h13 (mm)	3000	3000	3000
	4.5 Height, mast extended	h4 (mm)	3400	3465	3529
	4.6 Initial lift	h5 (mm)	-	-	125
	4.9 Height tiller in driving position min./max.	h14 (mm)	825/1225	825/1225	825/1225
	4.15 Height, lowered	h13 (mm)	85	90	85
	4.19 Overall length	l1 (mm)	1826	1940	1847
	4.20 Length to face of forks	l2 (mm)	676	787	697
	4.21 Overall width	b1 (mm)	800	800	800
	4.22 Fork dimensions	s • e • l (mm)	55x170x1150	60x190x1150	60x190x1150
	4.25 Distance between fork-arms	b5 (mm)	550	550	560
	4.32 Ground clearance, centre of wheelbase	m2 (mm)	30	30	30
	4.34 Aisle width for pallets 1000 x 1200 sideways	Ast (mm)	2334	2465	2294
4.34 Aisle width for pallets 800 x 1200 lengthways	Ast (mm)	2303	2435	2263	
4.35 Turning radius	Wa (mm)	1463	1589	1423	
Performance	5.1 Travel speed, laden/unladen	km/h	6/6	6/6	6/6
	5.2 Lift speed, laden/unladen	m/s	0.10/0.16	0.13/0.16	0.11/0.16
	5.3 Lowering speed, laden/unladen	m/s	0.19/0.18	0.22/0.13	0.19/0.18
	5.8 Max. gradeability, laden/unladen *2	%	8/16	8/16	8/16
	5.10 Service brake		Electric	Electric	Electric
Electrics	6.1 Drive motor rating S2 60 min	kW	1.1	1.1	1.1
	6.2 Lift motor rating at S3 15 %	kW	2.2	3.0	2.2
	6.3 Battery acc. to DIN 43531/35/36 A, B, C, no		No	No	No
	6.4 Battery voltage/nominal capacity	Ah/5hr	24V/195 (225)	24V/195 (225)	24V/195 (225)
	6.5 Battery weight	kg	185	185	185
	6.6 Energy consumption acc. to VDI cycle	kg	-	-	-
	- Battery type		Traction battery	Traction battery	Traction battery
	8.1 Type of drive unit		AC	AC	AC
10.5 Steering design		Mechanical	Mechanical	Mechanical	
Misc.	10.7 Sound pressure level at the driver's seat acc. to EN 12053	dB(A)	65	69	69

*1) Further lift heights see upright table

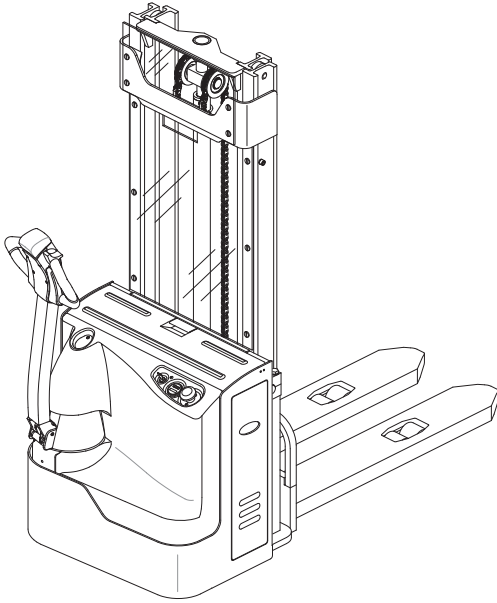
*2) At friction coefficient $\mu=0.6$ with 1.6 km/h

*3) Valid with 1200 kg load in stacker mode

In accordance with VDI Guideline 2198 this specification sheet provides details on the standard truck only. Non-standard tyres, different masts, optional equipment, etc. may result in different values.

PRODUCT DESCRIPTION

WSX12/14



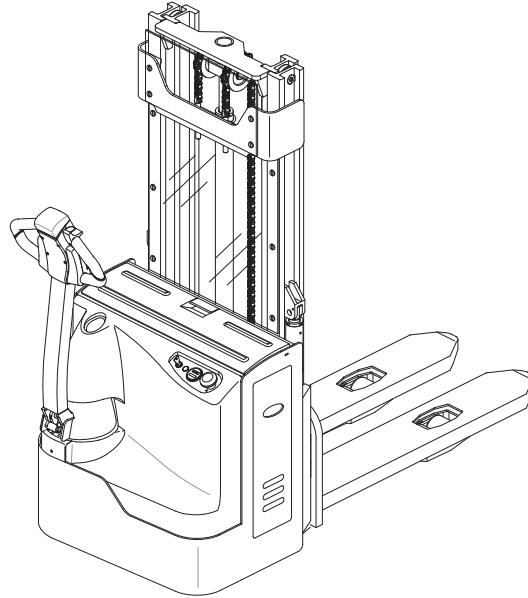
WSX12/14 Benefits

The high lift stacker trucks WSX12 and WSX14 are suited for short distance use wherever goods need to be transported up to a lifting height of 4800 mm. The compact dimensions of the WSX12 and WSX14 facilitate safe handling and are also well suited for narrow aisle use.

When loads are being lifted, the CLARK SpeedControl safety function adapts the speed in relation to the tiller arm position which increases safety.

A further highlight of the WSX12/14 is the standard side battery removal system, allowing for quick battery change.

WSXD20



WSXD20 Benefits

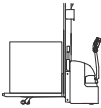
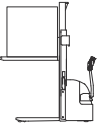
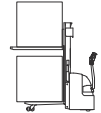
The WSXD20 is a multi-functional truck which combines the features of a low lift pallet truck and a stacker in one unit. The WSXD20 can perform the same tasks as the WSX12/14 and is perfect for all types of material handling and excellent for loading and unloading lorries. Fast, easy to use with an impressive handling capacity which makes it suited to all types of applications including pallets and goods storage up to lifting height of 3600 mm.

As a double-decker stacker, two europallets can be handled at the same time. All operations can therefore be performed twice as quickly in comparison with a conventional pallet truck or stacker. With the standard side battery removal system, the WSXD20 is always on stand-by for your handling needs.

WSXD20 Load Capacities

When used as a low lift truck the WSXD20 can carry 2000 kg, and at a lifting height of 1600 mm 1200 kg, or 2x 1000 kg loads in double-decker mode. In addition, as a high-lift stacker, 1000 kg can be lifted up to a height of 3000 mm. Practical switching functions provide the operator with extra assistance and safety.

In low lift mode, the WSXD20 stops automatically at a lifting height of 1600 mm. For higher lifts the operator can activate the high lift function.

WSXD20		Lift height (mm)	Capacity (kg)
	Initial lift only	210	2000
	Mast lift only	1600	1200
	Mast lift only	3000	1000
	Initial lift combined	210	1000
	Mast lift combined	1600	1000

GENERAL DATA

Upright table WSX12

Mast type	Lift height (h3+h13)	Mast lowered (h1)	Mast extended (h4)	Free lift (h2)
	mm	mm	mm	mm
Standard	2700	1820	3100	100
	3000	1970	3420	100
	3300	2120	3700	100
	3600	2270	4000	100
	3900	2420	4300	100
	4200	2550	4560	100
Triplex	4000	1822	4460	1390
	4500	2022	4960	1590
	4800	2122	5260	1690
Hi-Lo	2700	1820	3100	1320
	3000	1970	3420	1470
	3300	2120	3700	1620

Upright table WSX14

Mast type	Lift height (h3+h13)	Mast lowered (h1)	Mast extended (h4)	Free lift (h2)
	mm	mm	mm	mm
Standard	2700	1870	3165	100
	3000	2030	3465	100
	3300	2170	3765	100
	3600	2320	4065	100
	3900	2470	4365	100
	4200	2550	4560	100
Triplex	4000	1830	4470	1390
	4500	2022	4970	1590
	4800	2130	5270	1690

Upright table WSXD20

Mast type	Lift height (h3+h13)	Mast lowered (h1)	Mast extended (h4)	Free lift (h2)
	mm	mm	mm	mm
Standard	2700	1820	3229	100
	3000	1970	3529	100
	3300	2120	3829	100
	3600	2270	4129	100
	3900	2420	4429	100

CLARK SpeedControl (CSC)

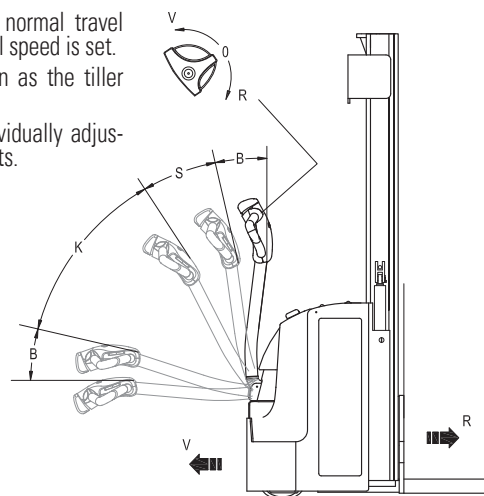
The series standard safety SpeedControl function aids manoeuvring and is ideal for working in confined areas.

The automatic set maximum travel speed is dependent on the tiller arm position.

When the tiller arm is positioned in area (S), the CLARK SpeedControl adjusts travel speed, resulting in optimum safety and quick response.

With the tiller arm in the normal travel position (K), maximum travel speed is set. Braking is initiated as soon as the tiller arm is in range (B).

All parameters can be individually adjusted to customer requirements.



FEATURES & EQUIPMENT EXTRAS



		WSX12	WSX14	WSXD20
General	Reliable low-maintenance AC traction motor	•	•	•
	Hi-Lo upright with free lift	X	-	-
	Two speed fork lowering	•*	•	-
	Steel fabricated battery box cover	•	•	•
	Double-deck stacker - Two euro pallet lift function (2x 1,0t)	-	-	•
Drive and Battery Options	Tandem load wheel (Polyurethane)	•	•	•
	Profiled traction wheel	X	X	X
	Battery discharge indicator	•	•	•
	Side battery removal	•	•	•
	Battery compartment sizes 195Ah or 225Ah	•	•	•
Safety	Key switch activation	•	•	•
	Automatic travel speed adjustment (with elevated loads)	•	•	•
	CLARK SpeedControl (CSC)	•	•	•
	Automatic lift stop (at max. lift)	•	•	•
	Automatic parking brake	•	•	•
	Comfort and safety tiller	•	•	•
	Control of all drive commands left- and right-handed	•	•	•

• = Standard Equipment; x = Option; - = Not Available; * = Only for Triplex Uprights

Dealer:

CLARK Europe GmbH
 Dr.-Alfred-Herrhausen-Allee 33
 47228 Duisburg / Germany
 Tel.: +49 (0)2065 499 13-0
 Fax: +49 (0)2065 499 13-290
 E-Mail: Info-europe@clarkmheu.com
www.clarkmheu.com

No.: 4579635 08/2015