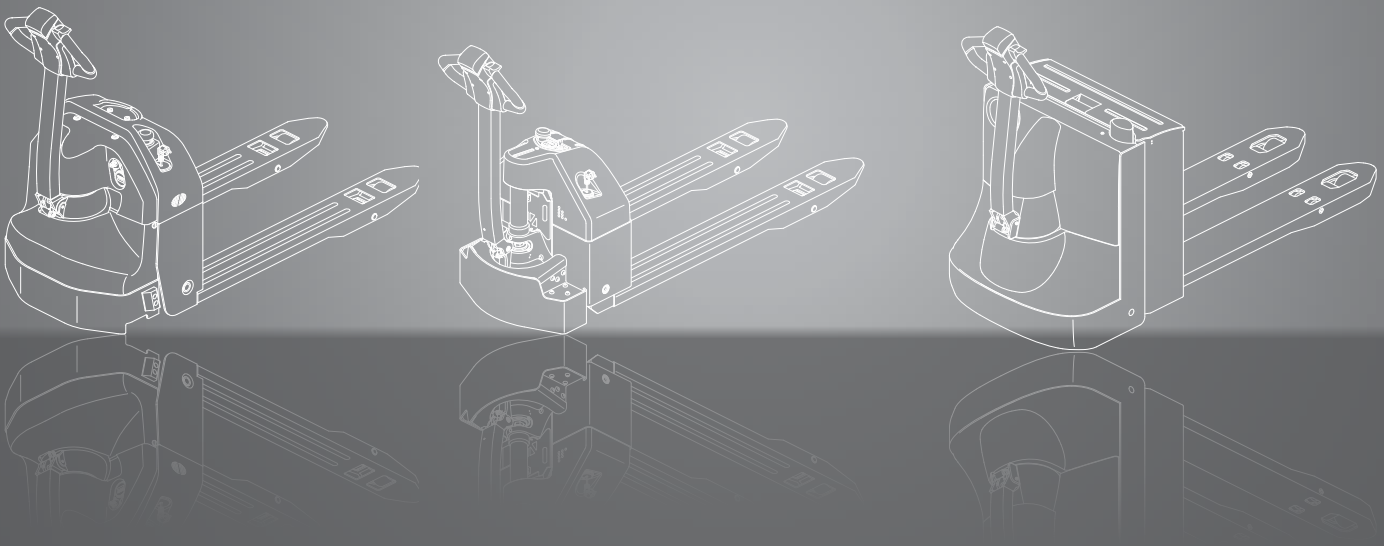


WP15 WPX18 WPX20

Electric Low Lift Trucks

1.500 kg 1.800 kg 2.000 kg



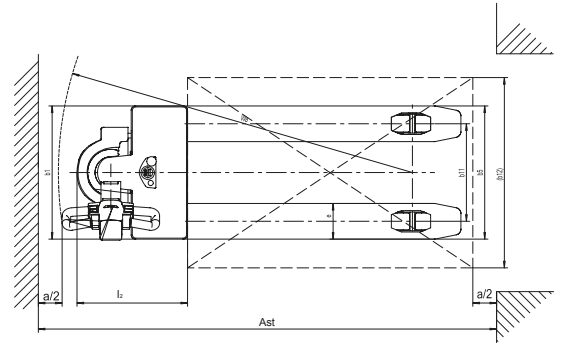
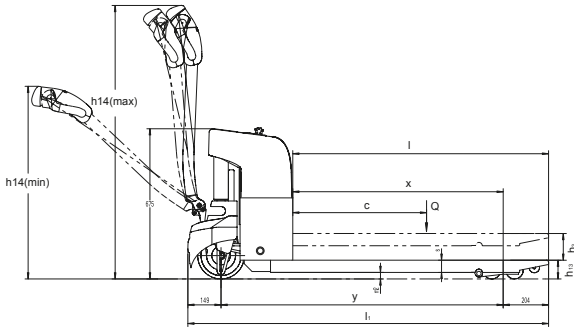
DIMENSIONS

$$R_h = \sqrt{x^2 + \left(\frac{b_{12}}{2}\right)^2}$$

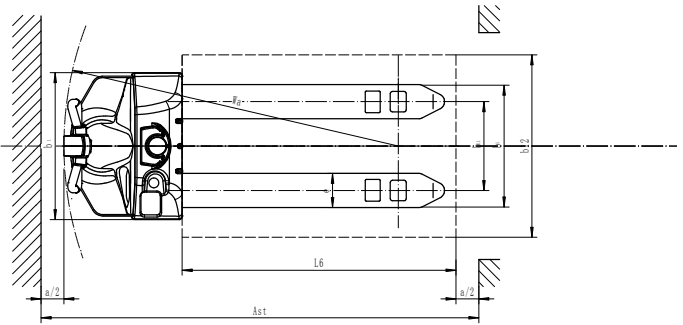
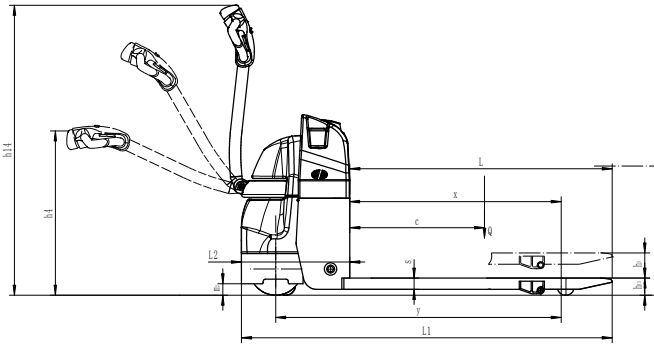
$$A_{st} = W_a + l_6 - x + a \text{ if } R_h < W_a$$

$$A_{st} = R_h + l_6 - x + a \text{ if } R_h > W_a$$

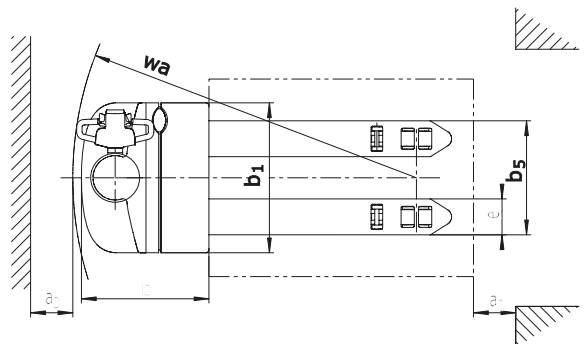
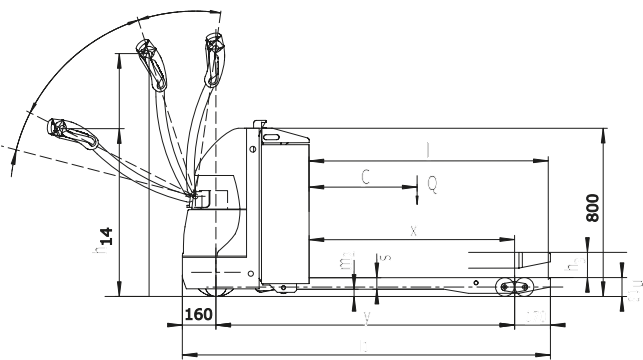
WP15



WPX18



WPX20



For corresponding data see specification chart.

SPECIFICATIONS

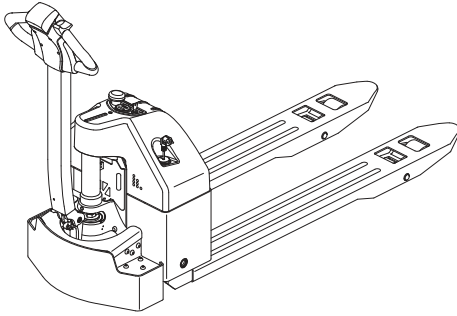
Product Specifications acc. to VDI 2198

1.1 Manufacturer (Abbreviation)		CLARK	CLARK	CLARK	
Specifications	1.2 Manufacturer's designation	WP15	WPX18	WPX20	
	1.3 Drive	24V Electric	24V Electric	24V Electric	
	1.4 Operator type	Pedestrian	Pedestrian	Pedestrian	
	1.5 Rated capacity/rated load	Q (kg)	1500	1800	2000
	1.6 Load centre distance	c (mm)	600	600	600
	1.8 Load distance	x (mm)	945	945	982
	1.9 Wheelbase	y (mm)	1268	1270	1418
Weight	2.1 Service weight incl. battery (see 6.5)	kg	205	285	535
	2.2 Axle loading, laden front/rear	kg	550/1155	770/1315	955/1580
	2.3 Axle loading, unladen front/rear	kg	180/25	230/55	430/105
Tyres, Chassis	3.1 Tyres	Polyurethane	Polyurethane	Polyurethane	
	3.2 Tyre size, front	Ø 210x70	Ø 230x75	Ø 230x75	
	3.3 Tyre size, rear	Ø74x88 / Ø 85x60	Ø74x88 / Ø 85x60	Ø 85x70 / Ø 85x115	
	3.4 Additional wheels (dimensions)	Ø 85x48	Ø 85x48	Ø 85x48	
	3.5 Wheels, number front/rear (x = driven wheels)	1x +2/2 or 4	1x +2/2 or 4	1x +2/2 or 4	
	3.6 Tread, front	b10 (mm)	435	435	498
	3.7 Tread, rear	b11 (mm)	410	495	370
Dimensions	4.4 Lift	h3 (mm)	115	115	120
	4.4 Lift height	h3 + h13 (mm)	200	200	205
	4.9 Height tiller in driving position min./max.	h14 (mm)	820/1170	715/1200	825/1190
	4.15 Height, lowered	h13 (mm)	85	85	85
	4.19 Overall length	l1 (mm)	1620	1625	1748
	4.20 Length to face of forks	l2 (mm)	470	475	598
	4.21 Overall width	b1 (mm)	560	645	710
	4.22 Fork dimensions	s • e • l (mm)	50x150x1150	50x150x1150	55x170x1150
	4.25 Distance between fork-arms	b5 (mm)	560	540	540
	4.32 Ground clearance, centre of wheelbase	m2 (mm)	35	35	35
	4.33 Aisle width for pallets 1000 x 1200 sideways	Ast (mm)	1740	1720	1856
4.34 Aisle width for pallets 800 x 1200 lengthways	Ast (mm)	1940	1920	2056	
4.35 Turning radius	Wa (mm)	1485	1465	1638	
Performance	5.1 Travel speed, laden/unladen	km/h	3.5/4	5.5/6.0	5.5/6.0
	5.2 Lift speed, laden/unladen	m/s	0.05/0.06	0.05/0.06	0.05/0.06
	5.3 Lowering speed, laden/unladen	m/s	0.05/0.06	0.03/0.04	0.05/0.06
	5.8 Max. gradeability, laden/unladen *2	%	2/6	6/16	8/16
	5.10 Service brake		Electric	Electric	Electric
Electrics	6.1 Drive motor rating S2 60 min	kW	0.65	1.1	1.1
	6.2 Lift motor rating at S3 15 %	kW	0.84	0.84	0.84
	6.3 Battery acc. to DIN 43531/35/36 A, B, C, no		No	No	No
	6.4 Battery voltage/nominal capacity	Ah/5hr	2x12/72	2x12/98	24/195
	6.5 Battery weight	kg	2x 22.5	2x 35	180
	6.6 Energy consumption acc. to VDI cycle	kWh/h	-	-	-
	- Battery type		Block batteries	Block batteries	Traction battery
	8.1 Type of drive unit		DC	AC	AC
10.5 Steering design		Mechanical	Mechanical	Mechanical	
Misc.	10.7 Sound pressure level at the driver's seat acc. to EN 12053	dB(A)	61	< 60	60

*1) At friction coefficient $\mu=0.6$ with 1.6 km/h

PRODUCT DESCRIPTION

WP15



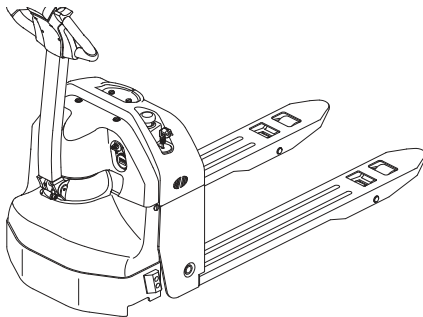
The WP15 is the perfect starter model in the low lift truck market.

Ideal for fast transportation on even ground over short distances, and with compact dimensions (width 560 mm x length (L2): 470 mm) it is the perfect solution for limited space applications.

The WP15 uses electric powered lifting and travel functions. With a net weight, including batteries of just 205 kg and an integrated battery charger, the WP15 is perfectly suited for truck handling.

The maintenance-free block batteries and the built-in charger which can be used with every standard 230V socket, make for easy total operation.

WPX18

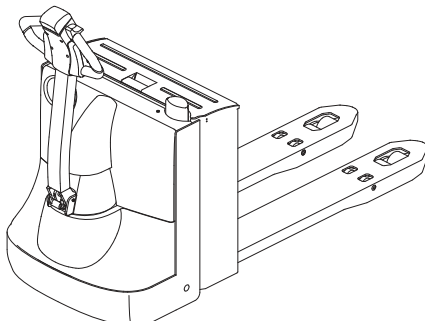


Thanks to the AC drive technology, powerful acceleration and the CLARK SafetySpeed (CSC) system, the WPX18 optimizes material handling.

Optimally adjusted side support rollers improve lateral stability when turning corners and the climbing power for gradients up to 6% provides increased flexibility.

The WPX18 is equipped with maintenance-free block batteries and an integrated charger. The one piece front cover allows for easy access during service and maintenance work.

WPX20

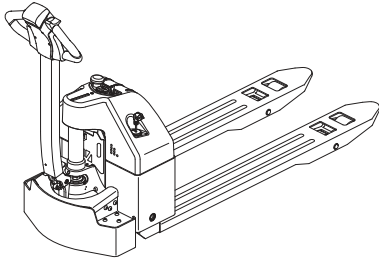


With the excellent manoeuvrability and simple controls, the WPX20 is particularly suited for applications with heavy loads up to 2t. Typical uses include loading and unloading goods deliveries or filling shelves.

Superior safety, maximum productivity and an intuitive operating concept make the WPX20 a high-performing and long-lasting tool which minimises overall operating costs.

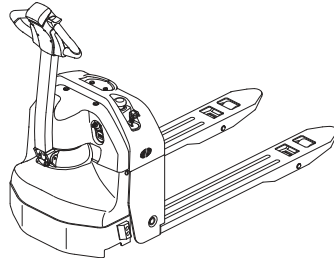
GENERAL DATA

WP15



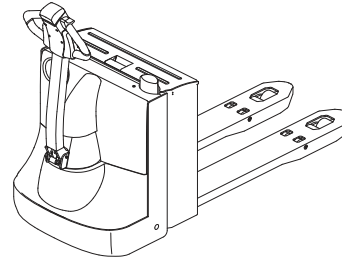
- With a total width of just 560 mm the WP15 is manoeuvrable even in the most confined spaces.
- The integrated battery charger can be used with every standard 230V socket.
- Compact and extra light with a net weight of just 205 kg, including batteries.

WPX18



- Powerful maintenance-free AC drive technology 1.1kW motor.
- The compact chassis width of just 645 mm makes the 1.8t low lift truck extremely flexible.
- Increased safety from the CLARK SpeedControl (CSC).
Automatic maximum operation speeds dependent from tiller arm position.

WPX20



- Powerful maintenance-free AC drive technology 1.1kW motor.
- Large battery compartment for batteries up to 225Ah.
- Heavy duty fork carriers.
- Increased safety from the CLARK SpeedControl (CSC).
Automatic maximum operation speeds dependent from tiller arm position.

WP15/WPX18

Application

- Perfectly suited for easy use in warehouse goods transportation.
- Specially developed for use on level grounds.

Performance & Safety

- From AC technology powerful acceleration with a 1.1kW output motor (WPX18).
- Automatic stop on gradients and ramps (automatic parking brake).
- Activation via key switch.
- Ergonomic safety tiller handle.
- Increased foot protection with just 35 mm ground clearance.
- Small turning radius.
- Extreme compact construction.

Reliability & Easy Servicing

- The integrated battery charger can be used with every standard 230V socket.
- Maintenance-free block batteries.
- One piece front cover for easy access during service and maintenance work.

Safety & Ergonomics

- Suspension support wheels for greater stability.
- Series standard tandem load rollers.
- Tiller head integrated drive and operating switches with easy reach positions.
- Clearly positioned battery discharge indicator.
- Optional weighing scale allowing the load to be weighed and transported at the same time (WP15).

WPX20

Performance & Safety

- From AC technology powerful acceleration with a 1.1kW output motor.
- Automatic stop on gradients and ramps (automatic parking brake).
- Activation via key switch.
- 180° tiller arm for a small turning radius.

Reliability & Easy Servicing

- One piece front cover for easy access during service and maintenance work.
- Robust design with steel fabricated battery cover.
- Battery compartment for batteries up to 225Ah.

Safety & Ergonomics

- Smooth steering for precise operation.
- Excellent fork tip visibility.
- Suspension support wheels for greater stability.
- Series standard tandem load rollers.
- Tiller head integrated drive and operating switches with easy reach positions.
- Clearly positioned battery discharge indicator.

FEATURES & EQUIPMENT EXTRAS



		WP15	WPX18	WPX20
General	Reliable low-maintenance AC traction motor	-	•	•
	Two suspension castor wheels	•	•	•
	Load backrest	X	X	X
	Cold storage option (max. -10°)	X	X	X
	Pallet entry wheels	-	-	X
	Weighing scale	X	-	-
Drive and Battery Options	Tandem load wheel (Polyurethane)	•	•	•
	Single load wheel (Polyurethane)	X	X	X
	Profiled traction wheel	X	X	X
	Integrated on-board charger	•	•	-
	Battery discharge indicator	•	•	•
	Side battery removal	X	-	-
	Battery exchange table for side battery removal	X	-	-
	Maintenance-free block batteries (Gel)	X	-	-
	Maintenance-free block batteries (AGM)	X	•	-
	Battery compartment sizes: 150/195/225Ah	-	-	•
Fork Options	Fork length 850 to 1220 mm	X	X	-
	Fork length 850 to 1450 mm	-	-	X
	Modified width over forks 460 mm	-	X	-
	Modified width over forks 600 mm	-	-	X
	Modified width over forks 685 mm	X	X	X
Safety	Key switch activation	•	•	•
	CLARK SpeedControl (CSC)	-	•	•
	Automatic lift stop (at max. lift)	•	•	•
	Automatic parking brake	•	•	•
	Comfort and safety tiller	•	•	•
	Control of all drive commands left- and right-handed	•	•	•

• = Standard Equipment; x = Option; - = Not Available

Dealer:

CLARK Europe GmbH
 Dr.-Alfred-Herrhausen-Allee 33
 47228 Duisburg / Germany
 Tel.: +49 (0)2065 499 13-0
 Fax: +49 (0)2065 499 13-290
 E-Mail: Info-europe@clarkmheu.com
 www.clarkmheu.com

No.: 4579626 08/2015